



lumini Solucoes em Iluminacao LTDA
www.lumini.com.br
Email:laboratorio@lumini.com.br
Tel:+55 11 3437-5555 Fax:+55 11 3437-5555
Address:Rua Ferreira Viana, 716 - Socorro - São Paulo/SP

lumini

LumCAT:

Luminaire: focal e fm

LampCAT: modulo led 8.5W 30K irc90

Ballast type: LED driver 180mA

Report No:

Voltage(V): 127.0900

Test No:

Current(A): 0.0610

Number of Lamps: 1

Power (W): 7.8700

Lamp flux(lm): 750.0

PF: 0.9857

Length(mm): 94

Width(mm): 94

Phm Type: C

Height(mm): 0

Photometric Results

Lumens(lm): 632.75, Efficiency(%): 84.37% , Luminous Efficacy(lm/W): 80.40

Central intensity(cd): 2119.157, Maximum intensity(cd): 2119.157

Angle of maximum intensity: C=0.0 γ =0.0

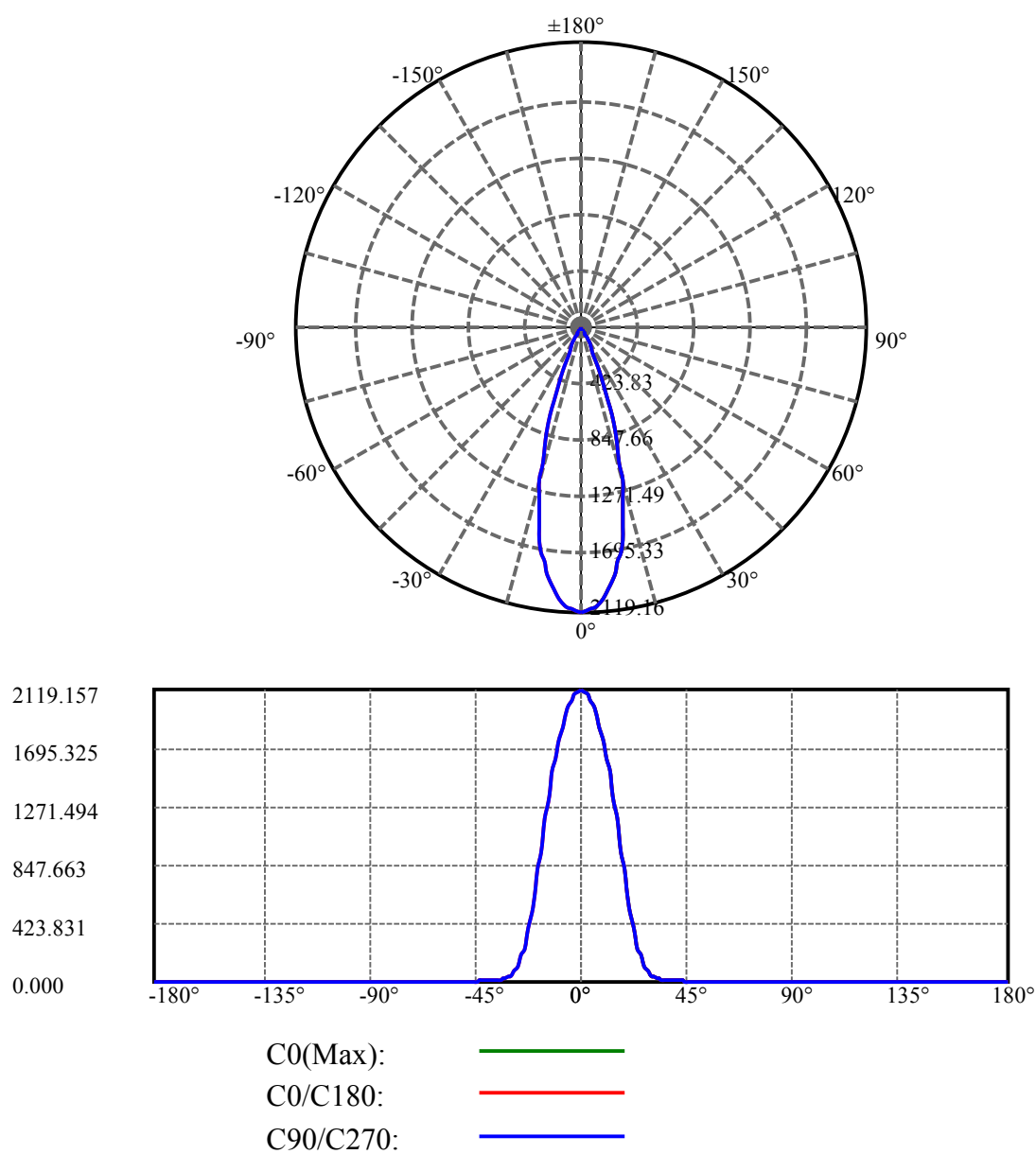
Beam angle of C0 plane : 31.87

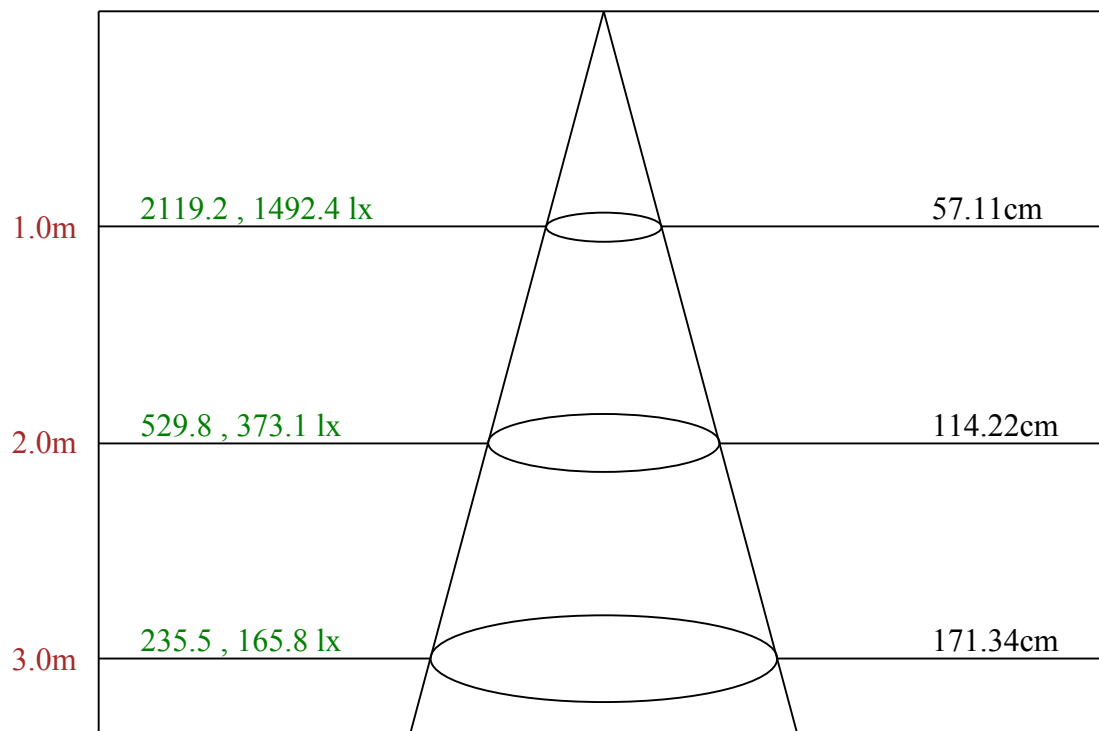
Aveage BeamAngle(IEC 61341):31.87

Equipment: equipamento lumini
Temperature(°C): 24.8

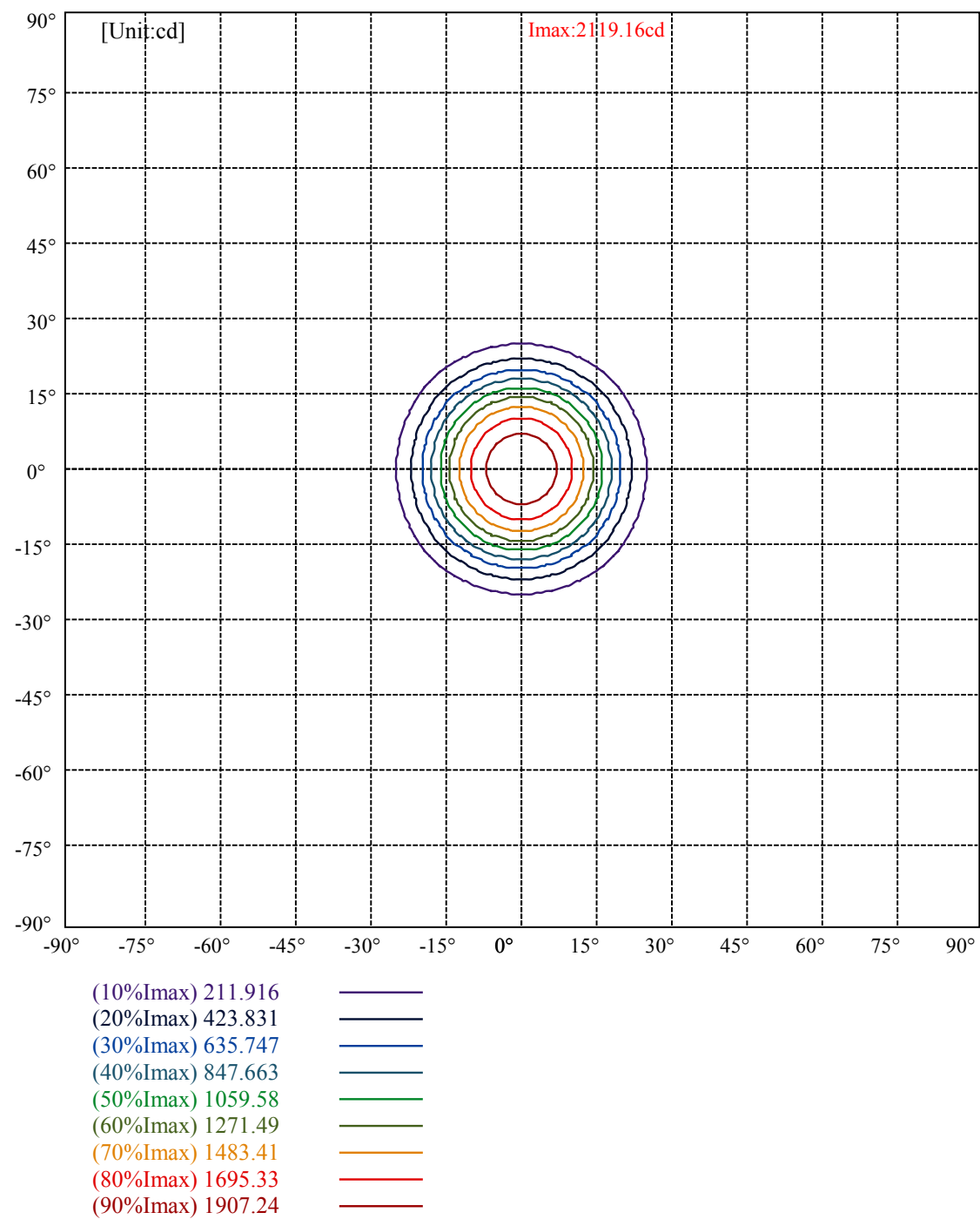
Date: 21/11/2024
Humidity(%): 76.0%

Operator: 01
Distance(m): 6.90





Max , Ave Beam angle of C0 plane 31.87



Luminance Table

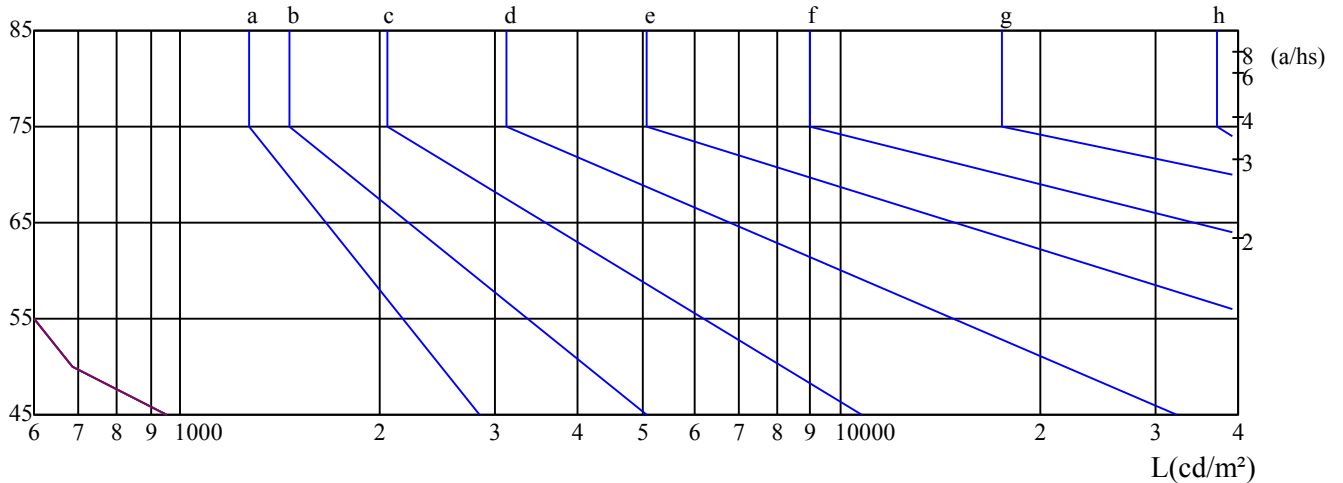
γ	45	50	55	60	65	70	75	80	85
C0	953	687	541	543	602	731	947	1396	2767
C45	953	687	541	543	602	731	947	1396	2767
C90	953	687	541	543	602	731	947	1396	2767

L(Hor)(65)	L(Ver)(65)	L45(65)	L(Hor)(75)	L(Ver)(75)	L45(75)	L(Hor)(85)	L(Ver)(85)	L45(85)
602	602	602	947	947	947	2767	2767	2767

Glare Table

Glare	Quality	Service Values Illuminance(lx)							
1.15	A	2000	1000	500	≤ 300				
1.5	B		2000	1000	500	≤ 300			
1.85	C			2000	1000	500	≤ 300		
2.2	D				2000	1000	500	≤ 300	
2.55	E					2000	1000	500	≤ 300
		a	b	c	d	e	f	g	h

Luminance Limiting Curve

 $\gamma(^{\circ})$ 

C0 —

C45 —

C90 —

Illumination assessment according UGR											
Rf of Ceiling		70	70	50	50	30	70	70	50	50	30
Rf of Wall		50	30	50	30	30	50	30	50	30	30
Rf of Floor		20	20	20	20	20	20	20	20	20	20
Room dimensions		Viewed crosswise					Viewed endwise				
X	Y										
2H	2H	1.96	2.85	2.37	3.21	3.58	1.72	2.62	2.13	2.98	3.35
	3H	3.08	3.88	3.51	4.26	4.67	2.87	3.66	3.30	4.05	4.45
	4H	4.05	4.78	4.49	5.18	5.61	3.82	4.55	4.26	4.95	5.38
	6H	5.46	6.13	5.92	6.55	7.01	5.19	5.86	5.65	6.28	6.74
	8H	6.35	6.99	6.81	7.42	7.88	6.03	6.67	6.50	7.11	7.57
	12H	7.44	8.05	7.91	8.49	8.96	7.12	7.72	7.59	8.16	8.64
4H	2H	2.10	2.83	2.54	3.23	3.66	1.89	2.63	2.34	3.03	3.45
	3H	3.59	4.21	4.06	4.65	5.12	3.40	4.02	3.87	4.46	4.93
	4H	4.89	5.42	5.37	5.89	6.39	4.69	5.23	5.17	5.69	6.20
	6H	6.57	7.04	7.08	7.54	8.04	6.33	6.80	6.84	7.30	7.80
	8H	7.65	8.08	8.18	8.59	9.11	7.36	7.79	7.88	8.29	8.82
	12H	8.94	9.34	9.47	9.83	10.40	8.64	9.04	9.17	9.53	10.10
8H	4H	5.36	5.80	5.89	6.30	6.82	5.20	5.63	5.72	6.13	6.66
	6H	7.35	7.71	7.90	8.23	8.79	7.15	7.51	7.70	8.03	8.59
	8H	8.69	8.99	9.27	9.55	10.10	8.44	8.73	9.01	9.29	9.84
	12H	10.22	10.45	10.81	11.01	11.58	9.96	10.19	10.54	10.74	11.32
12H	4H	5.51	5.91	6.04	6.41	6.98	5.37	5.77	5.90	6.26	6.83
	6H	7.67	7.96	8.24	8.52	9.07	7.49	7.78	8.06	8.34	8.89
	8H	9.09	9.31	9.67	9.87	10.44	8.86	9.08	9.44	9.64	10.21
Variation with the observer position at spacings:											
S = 1.0H		1.4/-1.2					1.4/-1.2				
S = 1.5H		1.4/-1.3					1.4/-1.3				
S = 2.0H		1.5/-1.2					1.5/-1.2				
Standard tables:		BKBF					BKBF				
Uncorrected UGR		-8.9					-8.9				

依据CIE Publ. 117 计算 UGR, S/H = 0.25